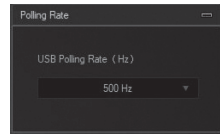


S809

Ergonomic Mouse Gamer With Thumb Rest

SETTING OF REPORTING RATE



Reporting rate:
125Hz-250Hz-500Hz-1000H

WORKING CONDITIONS

Fit for laptops or PCs with USB1.1 or USB2.0 interface.
Working voltage: 5V DC ±5%
Working temperature: 0°C -45°C
Working current: ≤ 150mA
Working humidity: ≤ 85% RH

EASY TROUBLESHOOTING

1. The computer cannot detect the mouse and mouse logo light, and the wheel light is not lit;
Please confirm whether the mouse is properly connected to the computer, whether the operating system version supports the USB protocol, and whether it can be unplugged and reinserted.
2. If there are problems that cannot be solved, do not disassemble the mouse by yourself, send it to the nearest dealer for repair immediately.

PACKAGING CONTENT

Wired mouse x1
User manual x1

S809

Ergonomic Mouse Gamer With Thumb Rest


FCC STATEMENT

Changes or modifications not expressly approved by the party responsible for compliance could void the user's authority to operate the equipment. This equipment has been tested and found to comply with the limits for a Class B digital device, pursuant to Part 15 of the FCC Rules. These limits are designed to provide reasonable protection against harmful interference in a residential installation. This equipment generates uses and can radiate radio frequency energy and, if not installed and used in accordance with the instructions, may cause harmful interference to radio communications. However, there is no guarantee that interference will not occur in a particular installation. If this equipment does cause harmful interference to radio or television reception, which can be determined by turning the equipment off and on, the user is encouraged to try to correct the interference by one or more of the following measures:

- Reorient or relocate the receiving antenna.
- Increase the separation between the equipment and receiver.
- Connect the equipment into an outlet on a circuit different from that to which the receiver is connected.
- Consult the dealer or an experienced radio/TV technician for help

This device complies with part 15 of the FCC rules. Operation is subject to the following two conditions: (1) this device may not cause harmful interference, and (2) this device must accept any interference received, including interference that may cause undesired operation.

MADE IN CHINA



TERPORT



Siguenos En Las Redes Sociales

Unauthorized Reproduction Or Distribution Of The Terport Brand
(Protected Under The Rights Of Author) Is Illegal.

TERPORT

S809

**MOUSE GAMER
ERGONÓMICO**

Con Reposapulgar

Manual De Usuario



S809

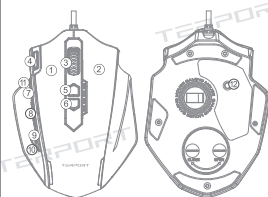
Ergonomic Mouse Gamer With Thumb Rest

FEATURE OF THE PRODUCT

1. Special for advanced game players, supporting strategy games, shooting games, and online role-playing games.
2. Support macro editing.
3. High resolution, 1200/2400/3500/5500/12400 DPI switching.
4. Ergonomic appearance design, comfortable hand feel, and flexible operation.
5. Compatible with desktop PCs and laptops.
6. Click lifespan of over 20 million times (subject to customer requirements).

FUNCTIONS OF THE PRODUCT

1. Dedicated multifunctional configuration software, easy to install, intuitive to use, and practical settings can be saved.
2. USB high-speed interface, in compliance with USB 1.1 full speed specification, supporting 125/250/500/1000 reporting rate switching.
3. 5-speed DPI switching (1200/2400D/3500/5500/12400) and 4 monochrome LED indicators by default.
4. Switch between 5 lighting effects: Monochrome normally on/Breathing/Neon/Reaction/Off.
5. Switching between two sets of functional modes.
6. Customizable with 11 keys.
7. Mouse equipped with weight.
8. Button function distribution:



- ① Left button: Left click function
- ② Right button: Right click function
- ③ Middle button: Middle click function
- ④ Firepower button: Triple strikes
- ⑤ DPI+
- ⑥ DPI-
- ⑦ ALT
- ⑧ CTRL
- ⑨ SHIFT
- ⑩ Forward: Enter next-level window
- ⑪ Backward: Return to previous-level window
- ⑫ Functional mode button (bottom of mouse)

S809

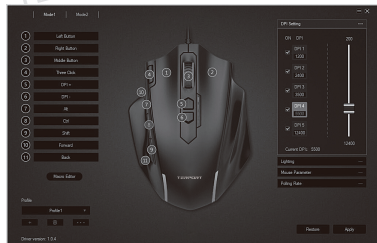
Ergonomic Mouse Gamer With Thumb Rest

USE OF THE PRODUCT


1. Take out S809 wired gaming mouse from the packaging box.
2. Press any button, the red light at the bottom will light up, and you can use the mouse now.

MAIN CONFIGURATION PAGE AND FUNCTIONAL DESCRIPTION

Driver Download Link: <http://www.eyspc.cn/server.aspx?ccde=0301>



FUNCTIONS OF VARIOUS BUTTONS CAN BE CUSTOMIZED

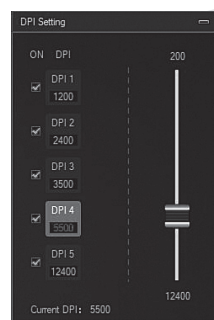


1. Export current configuration: Save the set content in the computer.
2. Import configuration documents: Load the existing set documents from the computer.
3. Restore to factory settings: Set the mouse to the factory default values.
4. Application: Write set content into the mouse.

S809

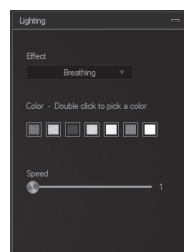
Ergonomic Mouse Gamer With Thumb Rest

DPI SETTING



1. 5-level DPI: Check to select DPI1 / DPI2 / DPI3 / DPI4 / DPI5.
2. Adjustment range.
3. 5-level DPI by default: 1200 /2400 / 3500 /5500 /12400.

LIGHT SETTING

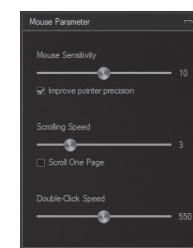


1. Light effect: Monochrome normally on /Breathing / Neon /Reaction / Off.
2. Speed: The speed of the light can be adjusted.
3. Brightness: The brightness of the light can be adjusted.

S809

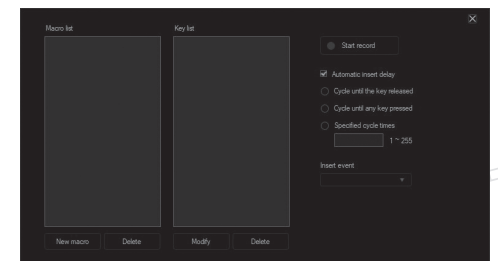
Ergonomic Mouse Gamer With Thumb Rest

PARAMETER SETTING OF MOUSE



1. Mouse movement speed, improving pointer accuracy setting.
2. Scroll speed: Mouse wheel speed can be adjusted.
3. Double click speed: Mouse button speed can be adjusted.

MACRO MANAGER



1. Automatic insertion delay
2. Cycle until the button is released
3. Cycle until any button is pressed

4. Designate number of cycles
5. Insert incidents