

S700

Wireless Mouse Gamer With 18 Buttons

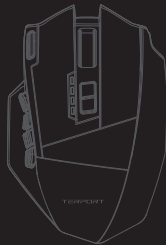
BATTERY SAFETY GUIDELINES

DO NOT expose the battery to liquid, heat sources, electricity (outside of the product itself), or other non-standard operating condition.
DO NOT remove the battery except for proper disposal and recycling as required by local laws and regulations.
DO NOT impact, bend, alter, dissemble, or otherwise damage the battery as the contents are volatile, hazardous, and can be harmful.
CAUTION:
Failing to follow all safety guidelines may result product damage, explosion, fire, and/or electric shock.

FCC STATEMENT

Changes or modifications not expressly approved by the party responsible for compliance could void the user's authority to operate the equipment. This equipment has been tested and found to comply with the limits for a Class B digital device, pursuant to Part 15 of the FCC Rules. These limits are designed to provide reasonable protection against harmful interference in a residential installation. This equipment generates uses and can radiate radio frequency energy and, if not installed and used in accordance with the instructions, may cause harmful interference to radio communications. However, there is no guarantee that interference will not occur in a particular installation. If this equipment does cause harmful interference to radio or television reception, which can be determined by turning the equipment off and on, the user is encouraged to try to correct the interference by one or more of the following measures:
-- Reorient or relocate the receiving antenna.
-- Increase the separation between the equipment and receiver.
-- Connect the equipment into an outlet on a circuit different from that to which the receiver is connected.
-- Consult the dealer or an experienced radio/TV technician for help. This device complies with part 15 of the FCC rules. Operation is subject to the following two conditions (1) this device may not cause harmful interference, and (2) this device must accept any interference received, including interference that may cause undesired operation.

MADE IN CHINA



TERPORT

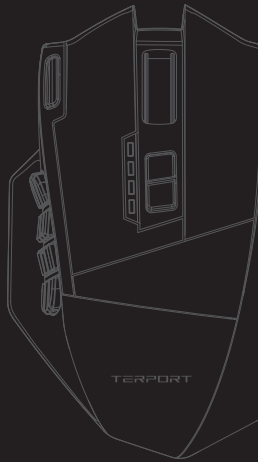


Síguenos En Las Redes Sociales

Unauthorized Reproduction Or Distribution Of The Terport Brand
(Protected Under The Rights Of Author) Is Illegal.

TERPORT

S700



MOUSE GAMER
INALÁMBRICO

CON 18 BOTONES

Manual De Usuario



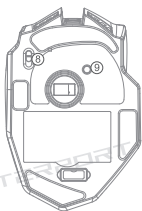
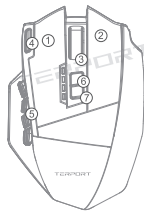
S700

Wireless Mouse Gamer With 18 Buttons

PRODUCTS FEATURE

- 2.4G working frequency, Strong versatility, transmission distance up to 10 meters.
- Five DPI adjustable: 1000/2000/4000/8000/16000 DPI.
- Original high-end power-saving Chip 3335, Lower power consumption, More stable cursor, Adaptable to all sorts of surfaces.
- Built-in large capacity lithium battery with protective plate.
- Power saving mode, maximum saving of battery energy, and Complete shutdown of power is supported.
- Low battery reminder function, Low battery reminder function.
- Support WindowsXP/Vista/Win7/Win8/Win10/Win11, Mac And other operating systems.
- Ultra-micro (Nano) receiver, plug and play.

MOUSE BUTTONS DEFAULT FUNCTION



- Left button
- Right button
- Middle button
- Fire Button
- Numeric Button
- DPI +
- DPI -
- Mode switch
- Configuration switch

PRODUCT USE

- Take out the S700 mouse from the packaging box.
- Press a button at random, the red light at the bottom will light up, and you can now use the mouse.

S700

Wireless Mouse Gamer With 18 Buttons

DPI ADJUSTMENT FUNCTION

The default value is 1000DPI. 1000DPI does not light the LED, 2000DPI lights one LED, 4000DPI lights up two leds, 8000DPI lights up three leds, 16000DPI lights up four leds.

LOW BATTERY TIPS

As the time of using mouse goes by, the voltage of the battery will slowly decrease. When it is lower than the set reminder voltage, during the use of the mouse (The mouse's LED indicator will flash red), reminding you to replace the battery in time.

AUTOMATIC SLEEP AND COMPLETE SHUTDOWN FUNCTION

The mouse will enter the standby power-saving state when it is not used for 8 minutes. Press any button, the mouse will be woken up for using again. If you take the mouse out or do not use it for a long time, toggle the power switch at the bottom of the mouse to the OFF statte.

WARM REMINDER: Please remove the battery when not using the mouse for a long time, so as not to corrode the parts.

AUTOMATIC CHARGING FUNCTION

Please charging with the cable come with the box through the type-c port upper the mouse. The LED backlight will indicate the charging status. During the charging process, the red light is on at the CPI button, and the green light will be on after it is full. It takes about 2 hours to full charge the mouse. The lithium batter lasts 300times of charging.

Note: Please switch the power button to the middle position when you do not use the mouse for a long time.

S700

Wireless Mouse Gamer With 18 Buttons

RECEIVER COLLECTION FUNCTION

Portable Nano receiver can be placed in the storage interface at the bottom of the mouse.

RECONNECTION

The wireless mouse may disconnect with the receiver due to high temperature and high magnetic field. In this case, you have to reconnect them.
1. Replug the receiver.
2. Turn on the mouse power switch position, the mouse LED light, press the left, middle, right three keys for the code.
3. When the identifier paired successfully, you can use the wireless mouse again.

CAUTIONS

- In wireless mode, the data transmit by 2.4GHz radio waves, the linear using distance is up to 10 meters, which could be reduced if there are large obstacles or environmental interference.
- The performance of the mouse may also affected by uneven, reflective desktop.

PACKAGE CONTENT

- 1*2.4G Wireless Mouse
- 1*USB Receiver
- 1*User Manual

BATTERY SAFETY GUIDELINES

DO NOT replace the battery with a different model.
DO NOT use this product if the battery shows signs of damage including, but not limited to tearing, deformation, leakage, or the smell of electrolytic material. DO NOT touch the battery fi material is leaking and seek immediate medical attention if any material comes into contact with your skin or eyes.